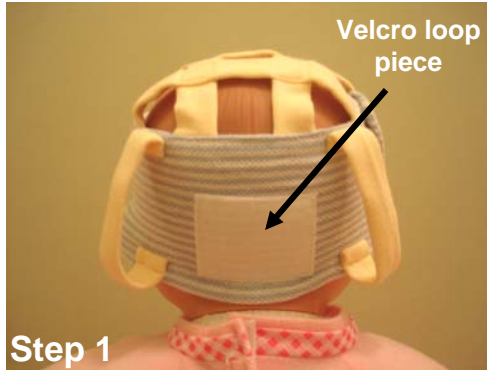


Instructions for Use:


"SMART CAPPY"™ By LaGoogie™ is Proudly Made in the USA
U.S. Patent Pending

**Please note that for both Model A & B Steps 1 and 2 may be done before placing SMART CAPPY on baby's head.*

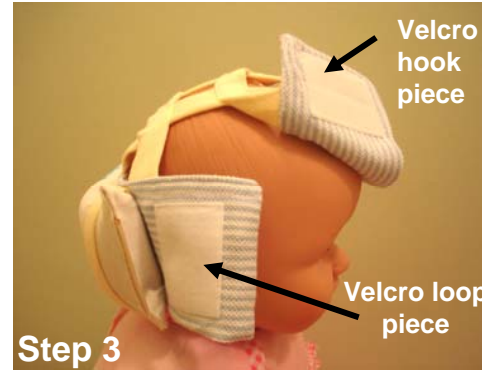
Model A – Fits Head Size 14-15 ½ inch (36-40cm). Perfect for newborns.



Attach memory foam insert velcro hook to rectangular velcro loop indicated above.



Place ends of memory foam insert under two securing fabric strips on each side.



Adjust SMART CAPPY™ band by fastening velcro hook and loop pieces as shown.




Side view of SMART CAPPY™ Model A correctly worn.

Model B – Fits Head Size 15-17½ inch (39-45cm). Great for active babies.



Attach memory foam insert velcro hook to rectangular velcro loop as indicated above.



Fold-up outer SMART CAPPY™ band over memory foam insert as depicted above.



Side view of SMART CAPPY™ Model B correctly worn.

**Remember
SIDS Guidelines:
Always Place
Baby on Back
to Sleep!**

Content & Care:

100% Cotton & 90% Cotton/10% Lycra Fabrics – Excluding decoration, velcro and memory foam Insert (visco elastic/polyurethane foam). All new materials.

Remove memory foam insert by carefully separating velcro hook and loop pieces with fingertips. Place SMART CAPPY™ in pillowcase and machine wash gentle cycle, tumble dry low. Spot cleaning recommended for memory foam insert piece.

WARNING: This is not a toy & not fire retardant - keep away from heat sources. Memory foam insert should always be worn on back side of baby's head. Except for breastfeeding, infant should be in a reclined position (bouncer, stroller, swing, etc.) or flat on back when wearing the SMART CAPPY™. Use with adult supervision. Questions? E-mail: AskLaGoogie@yahoo.com Address: LaGoogie, P.O. Box 7653, Arlington, VA 22207

Consult pediatrician for additional information on positional plagiocephaly - otherwise known as flat head syndrome.